

Waverly Woods

Product Specifications

Model number: COMM-1WAVEW

Child Capacity: 12 to 16 children

Age Range: 5 to 12 years

Safety Zone: 30' 10" x 29' 3"

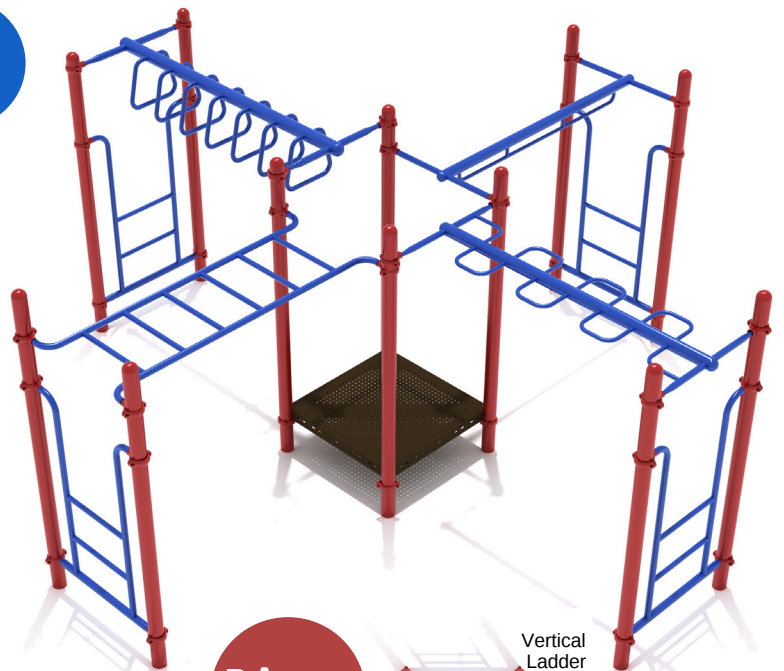
Fall Height: 84"

Post Diameter: 3.5"

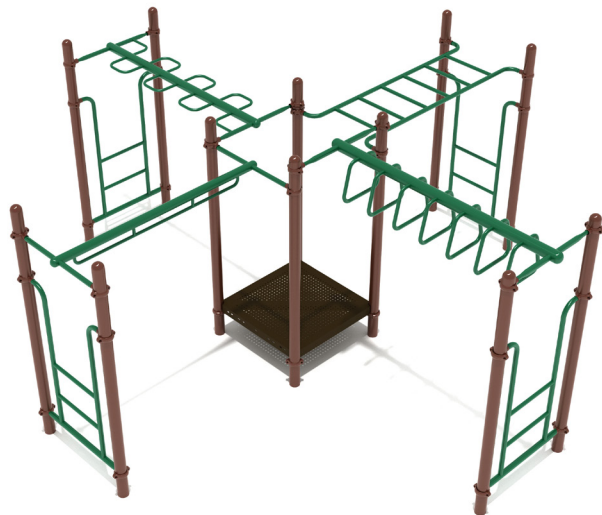
ADA Compliant 

Elevated: 4 components

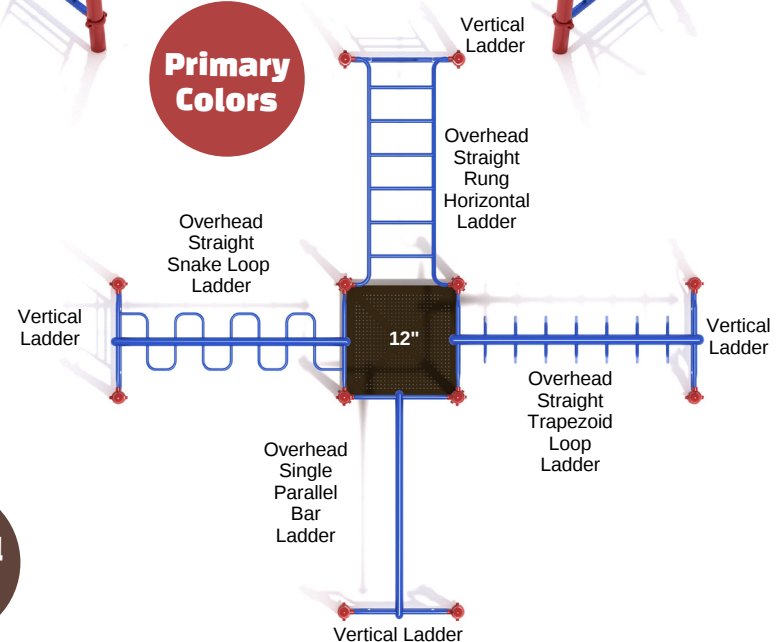
Ground Level: 1 components



Primary Colors



Neutral Colors



MEETS NATIONAL STANDARDS FOR:

 **ASTM F1487-17**

 **CPSC GUIDELINES #325**

Product Description

Make every child's playground dreams come true with the Waverly Woods set consisting of four unique Overhead Ladders. With so much choice you can rest assured children will be eager to get outside for playtime whatever the weather in summer or winter.

The multiple Overhead Ladders offer a wealth of opportunity for children looking to test their skills, mastering not only their strength and endurance but also strategic thinking for each of the ladder types. For younger children learning how to tackle this piece of equipment the Strait Rung Horizontal Ladder is a perfect starter as they can move from bar to bar at their own pace and master the basics. It won't take long before they graduate to the Straight Trapezoid Loop Ladder which has a finite amount of space to place both hands which makes them rethink their strategy. The Straight Snake Loop Ladder and Single Parallel Bar Ladder are the most difficult ones on the frame but children with an adventurous spirit will ace them in no time at all.

View on our website! <https://www.creativeplaythings.com/waverly-woods.html>

Creative Playthings®
COMMERCIAL